







Competitie deel 4
#18557 - Bussum (NED)

Korte baan (25m)
24 mrt 2019

Heren			Pnt.		Vorig persoonlijk record			
BALZAR, Quinten - 2009								
25m rugslag	series	 2.	24.28	-	25m			
50m vlinderslag	series	 1.	1:03.98	39	25m			
BREE, Robbert Jan - 1991								
100m vrije slag	series	 3.	57.16	485	25m	57.00	99.4%	4 feb 2018
100m rugslag	200m rugslag, series	Tussentijd	1:10.10	339	25m	1:10.48	101.1%	31 jan 2010
200m rugslag	series	4.	2:27.28	368	25m	2:30.12	103.9%	14 jan 2018
DUIVENDIJK van, Jake - 2010								
25m rugslag	series	4.	26.79	-	25m			
GLOVER, Owen - 2009								
25m rugslag	series	 1.	22.75	-	25m	27.78	149.1%	14 okt 2018
50m vlinderslag	series	DIS	NT	-	25m			
HUNTER, Alex - 2002								
100m vrije slag	series	 1.	57.44	478	25m	58.23	102.8%	17 jun 2018
200m rugslag	series	 2.	2:25.92	379	25m	2:30.53	106.4%	1 dec 2018
50m vrije slag Lap	8 x 50m vrije slag, series	Estafette	25.21	-	25m			

KOSTER, Christiaan - 2002

100m vrije slag	series	6.	1:11.12	252	25m	1:09.71	96.1%	4 nov 2018
200m rugslag	series	6.	3:01.76	196	25m	3:10.45	109.8%	19 mrt 2017


MAFAIT, Bas - 1999

50m vrije slag	100m vrije slag, series	Tussentijd	30.40	296	25m	31.02	104.1%	4 nov 2018
100m vrije slag	series	10.	1:03.32	357	25m	1:05.04	105.5%	4 nov 2018
200m rugslag	series	11.	2:47.70	249	25m	2:59.06	114.0%	12 mrt 2017

MAFAIT, Joep - 2001

100m vrije slag	series	7.	1:18.41	188	25m	1:22.42	110.5%	13 jan 2019
50m rugslag	200m rugslag, series	Tussentijd	48.71	94	25m	48.69	99.9%	22 apr 2018
200m rugslag	series	7.	3:20.27	146	25m	3:26.66	106.5%	4 feb 2018



MAFAIT, Pim - 2004

100m rugslag	series	4.	1:20.31	225	25m	1:25.04	112.1%	23 sep 2018
200m schoolslag	series	 3.	3:04.48	278	25m	3:57.82	166.2%	12 feb 2017
50m vrije slag Lap	8 x 50m vrije slag, series	Estafette	30.63	-	25m	49.85	264.9%	3 apr 2016

OORD, Berend - 2004

100m rugslag	series	8.	1:25.23	188	25m	1:28.05	106.7%	23 sep 2018
50m schoolslag	200m schoolslag, series	Tussentijd	43.59	194	25m	43.98	101.8%	20 jan 2019
100m schoolslag	200m schoolslag, series	Tussentijd	1:33.85	208	25m	1:35.65	103.9%	4 nov 2018
200m schoolslag	series	7.	3:20.78	215	25m	3:24.93	104.2%	20 jan 2019


PENNEKAMP, Ian - 2001

100m vrije slag	series	 3.	1:00.95	400	25m	1:04.69	112.6%	13 jan 2019
50m rugslag	200m rugslag, series	Tussentijd	35.68	241	25m	34.19	91.8%	7 okt 2018
200m rugslag	series	 3.	2:26.49	374	25m	2:37.19	115.1%	4 feb 2018

POST, Joep - 2000

100m vrije slag	series	5.	58.81	446	25m	58.94	100.4%	12 mrt 2017
200m rugslag	series	6.	2:38.29	297	25m	2:30.06	89.9%	12 mrt 2017


PRUMMEL, Julian - 2005

50m vrije slag	8 x 50m vrije slag, series	Estafette	28.14	373	25m	28.23	100.6%	20 jan 2019
200m vrije slag	series	 1.	2:17.97	373	25m	2:26.28	112.4%	25 nov 2018
100m schoolslag	series	4.	1:27.30	258	25m	1:33.83	115.5%	9 dec 2018

RENKEMA, Josh - 2004

100m vrije slag	series	8.	1:36.69	100	25m	1:36.22	99.0%	16 dec 2018
200m rugslag	series	8.	3:45.46	102	25m	4:34.96	148.7%	19 mrt 2017

SLIJP, Devi - 2008

100m vrije slag	series	 2.	1:19.85	178	25m	1:20.83	102.5%	3 mrt 2019
50m vlinderslag	series	 2.	50.76	79	25m	51.15	101.5%	27 jan 2019

WAVEREN van, Jules - 2002

100m vrije slag	series	5.	1:08.33	284	25m	1:06.52	94.8%	4 nov 2018
-----------------	--------	----	----------------	-----	-----	----------------	-------	------------

100m rugslag	200m rugslag, series	Tussentijd	1:26.61	179	25m	1:27.62	102.3%	7 okt 2018
200m rugslag	series	5.	2:57.96	209	25m	3:04.29	107.2%	22 apr 2018

WEERTMAN, Ferry - 1992

100m vrije slag	series	 1.	51.14	678	25m	50.16	96.2%	30 dec 2015
200m rugslag	series	 1.	2:09.42	543	25m	2:07.77	97.5%	14 jan 2018
50m vrije slag Lap	8 x 50m vrije slag, series	Estafette	23.05	-	25m	24.01	108.5%	10 apr 2010

WEERTMAN, Jarno - 1990



100m vrije slag	series	 2.	56.70	497	25m	54.63	92.8%	22 jan 2012
200m rugslag	series	5.	2:31.07	341	25m	2:31.94	101.2%	22 jan 2012

Dames

Pnt.

Vorig persoonlijk record

ADEL van den, Eva - 2001

100m vrije slag	series	 1.	1:01.88	535	25m	1:03.60	105.6%	2 dec 2018
200m rugslag	series	 2.	2:32.38	479	25m	2:36.70	105.8%	13 nov 2016
50m vrije slag Lap	8 x 50m vrije slag, series	Estafette	28.30	-	25m			


BOORSMA, Mette - 2009

100m vrije slag	series	4.	1:22.45	226	25m	1:23.35	102.2%	3 mrt 2019
50m vlinderslag	series	5.	1:02.34	59	25m	1:13.62	139.5%	23 sep 2018

BROERE, Lieve - 2003

100m vrije slag	series	4.	1:09.54	377	25m	1:10.24	102.0%	21 okt 2018
200m rugslag	series	5.	3:02.58	278	25m	3:11.09	109.5%	13 jan 2019
50m vrije slag Lap	8 x 50m vrije slag, series	Estafette	31.19	-	25m			

CAUMON, Chiara - 2007

100m vrije slag	series	 3.	1:22.31	227	25m	1:28.97	116.8%	23 sep 2018
50m vlinderslag	series	8.	48.54	126	25m	48.44	99.6%	3 mrt 2019


CLIJDESDALE, Geertje - 2009

25m rugslag	series	5.	24.01	-	25m	25.62	113.9%	28 jan 2018
50m vlinderslag	series	7.	1:10.00	42	25m	1:20.50	132.2%	23 sep 2018


CNOSSEN, Hildemarij - 2008

50m vrije slag	100m vrije slag, series	Tussentijd	47.42	113	25m			
100m vrije slag	series	16.	1:44.27	111	25m			

DIJKHUIZEN, Fleur - 2002

100m vrije slag	series	 2.	1:04.59	470	25m	1:04.21	98.8%	14 jan 2018
200m rugslag	series	5.	2:49.99	345	25m	2:47.89	97.5%	22 apr 2018

EIJK van, Sophie - 2005

100m vrije slag	200m vrije slag, series	Tussentijd	1:24.72	208	25m	1:26.55	104.4%	22 apr 2018
200m vrije slag	series	10.	2:53.26	258	25m	3:00.56	108.6%	22 apr 2018
100m schoolslag	series	 3.	1:33.76	294	25m	1:36.88	106.8%	14 jan 2018

GRIJPINK, Frederique - 2010

25m rugslag	series	6.	25.40	-	25m	26.98	112.8%	14 okt 2018
-------------	--------	----	--------------	---	-----	--------------	--------	-------------

50m vlinderslag	series	6.	1:08.03	46	25m	1:08.63	101.8%	9 dec 2018
-----------------	--------	----	----------------	----	-----	----------------	--------	------------


GROOT de, Willemijn - 2005

50m vrije slag	200m vrije slag, series	Tussentijd	39.32	198	25m	38.58	96.3%	21 okt 2018
----------------	-------------------------	------------	--------------	-----	-----	--------------	-------	-------------

200m vrije slag	series	9.	2:52.79	261	25m	2:57.66	105.7%	20 jan 2019
-----------------	--------	----	----------------	-----	-----	----------------	--------	-------------


100m schoolslag	series	13.	1:45.97	203	25m			
-----------------	--------	-----	----------------	-----	-----	--	--	--

HOMBERGH van den, Lara - 2008


100m vrije slag	series	 2.	1:22.13	229	25m	1:26.74	111.5%	9 dec 2018
-----------------	--------	--	----------------	-----	-----	----------------	--------	------------

50m vlinderslag	series	9.	49.23	121	25m	53.30	117.2%	9 dec 2018
-----------------	--------	----	--------------	-----	-----	--------------	--------	------------


IRVINE, Eefje - 2007

200m vrije slag	series	 2.	2:31.80	384	25m	2:33.68	102.5%	14 dec 2018
-----------------	--------	--	----------------	-----	-----	----------------	--------	-------------


50m schoolslag	100m schoolslag, series	Tussentijd	43.56	284	25m	47.67	119.8%	23 sep 2018
----------------	-------------------------	------------	--------------	-----	-----	--------------	--------	-------------

100m schoolslag	series	 2.	1:32.19	309	25m	1:39.65	116.8%	10 feb 2019
-----------------	--------	--	----------------	-----	-----	----------------	--------	-------------

IRVINE, Famke - 2005

200m vrije slag	series	 1.	2:30.79	392	25m	2:25.09	92.6%	18 nov 2018
-----------------	--------	--	----------------	-----	-----	----------------	-------	-------------

50m schoolslag	100m schoolslag, series	Tussentijd	41.00	340	25m	42.92	109.6%	9 dec 2018
----------------	-------------------------	------------	--------------	-----	-----	--------------	--------	------------


100m schoolslag	series	 1.	1:26.71	371	25m	1:30.79	109.6%	9 dec 2018
-----------------	--------	--	----------------	-----	-----	----------------	--------	------------

50m vrije slag Lap	8 x 50m vrije slag, series	Estafette	30.05	-	25m			
--------------------	----------------------------	-----------	--------------	---	-----	--	--	--

KOOPMANS, Marline - 2006

200m vrije slag	series	11.	3:04.64	213	25m	3:07.65	103.3%	20 jan 2019
50m schoolslag	100m schoolslag, series	Tussentijd	48.29	208	25m	48.25	99.8%	9 dec 2018
100m schoolslag	series	9.	1:42.71	223	25m	1:42.64	99.9%	9 dec 2018

MALIPIERO, Daniela - GBR - 2009

100m vrije slag	series	5.	1:23.12	220	25m	1:22.39	98.3%	3 mrt 2019
50m vlinderslag	series	 1.	44.44	165	25m	43.52	95.9%	27 jan 2019

NIJBURG van, Roos - 2001

50m vrije slag	100m vrije slag, series	Tussentijd	33.91	309	25m	33.09	95.2%	13 jan 2019
100m vrije slag	series	7.	1:12.61	331	25m	1:15.01	106.7%	16 nov 2014
200m rugslag	series	9.	3:16.66	222	25m	3:11.71	95.0%	26 okt 2014






PENNEKAMP, Nienke - 2003

50m rugslag	100m rugslag, series	Tussentijd	43.09	211	25m	44.68	107.5%	4 feb 2018
100m rugslag	series	8.	1:29.67	231	25m	1:31.73	104.6%	4 feb 2018
200m schoolslag	series	DIS	NT	-	25m			



POST, Anna - 2003

50m rugslag	100m rugslag, series	Tussentijd	43.34	207	25m	42.93	98.1%	13 jan 2019
100m rugslag	series	6.	1:29.02	236	25m	1:29.67	101.5%	4 nov 2018
100m schoolslag	200m schoolslag, series	Tussentijd	1:39.50	246	25m	1:39.56	100.1%	7 okt 2018
200m schoolslag	series	6.	3:27.24	273	25m	3:50.63	123.8%	22 mrt 2015

POST, Femke - 2003

100m vrije slag	series	10.	1:31.19	167	25m	1:28.60	94.4%	17 mrt 2019
100m rugslag	series	DIS	NT	-	25m			
RENKEMA, Eva - 2002								
100m vrije slag	series	5.	1:10.32	364	25m	1:10.44	100.3%	14 jan 2018
200m rugslag	series	4.	2:58.13	299	25m	3:31.95	141.6%	25 okt 2015
RENKEMA, Jenna - 2007								
100m vrije slag	series	 1.	1:14.84	302	25m	1:18.15	109.0%	17 mrt 2019
50m vlinderslag	series	 2.	44.77	161	25m	56.68	160.3%	22 apr 2018
RIJSDIJK, Jess - 2003								
50m rugslag	100m rugslag, series	Tussentijd	40.80	249	25m	39.79	95.1%	13 jan 2019
100m rugslag	series	 2.	1:22.85	293	25m	1:24.30	103.5%	13 jan 2019
200m schoolslag	series	5.	3:25.69	280	25m	3:23.97	98.3%	10 feb 2019
SENTJENS, Maud - 2006								
200m vrije slag	series	17.	3:18.94	171	25m	3:25.43	106.6%	20 jan 2019
100m schoolslag	series	11.	1:43.82	216	25m	1:42.03	96.6%	9 dec 2018
SLOP, Maartje - 2001								
100m vrije slag	series	 1.	1:04.50	472	25m	1:05.23	102.3%	2 dec 2018
200m rugslag	series	 1.	2:42.36	396	25m	2:48.71	108.0%	12 mrt 2017
50m vrije slag Lap	8 x 50m vrije slag, series	Estafette	30.07	-	25m	31.29	108.3%	3 apr 2016

SOMERS, Anne - 2009

25m rugslag	series	 3.	23.37	-	25m	27.72	140.7%	28 jan 2018
50m vlinderslag	series	 3.	57.44	76	25m	58.54	103.9%	23 sep 2018


SWART, Yuan Ame - 2006

200m vrije slag	series	6.	2:45.79	295	25m	2:52.73	108.5%	17 mrt 2019
100m schoolslag	series	DIS	NT	-	25m			

VEEN, Anne - 1997

100m vrije slag	series	11.	1:13.64	317	25m	1:10.85	92.6%	3 mrt 2013
200m rugslag	series	8.	2:54.38	319	25m	2:48.64	93.5%	9 mrt 2014

Estafette

Gemengd	8 x 50m vrije slag	series	 1.	3:46.64	-	25m	Prummel J., Irvine F., Mafait P., Broere L., Hunter A., Slop M., Weertman F., van den Adel E.	
---------	--------------------	--------	--	----------------	---	-----	---	--

Percentage is berekend als breuk van gekwadrateerde oude en nieuwe beste tijd (oud*oud)/(nieuw*nieuw)
